



BNY Mellon Equity Income Fund

FACT SHEET
Dec 31, 2022

Class A **DQIAX** ★★★★★ Class C **DQICX** Class I **DQIRX** ★★★★★ Class Y **DQIYX** ★★★★★

Morningstar Rating™ based on risk-adjusted returns as of 12/31/2022 for the fund's Class A, I and Y shares; other classes may have different performance characteristics. Overall rating for the Large Value category. Fund ratings are out of 5 stars: Overall 4 stars Class A, I and Y (1155 funds rated); 3 Yrs. 3 stars Class A, I and Y (1155 funds rated); 5 Yrs. 3 stars Class A and I and 4 stars Class Y (1099 funds rated); 10 Yrs. 4 stars Class A, I and Y (extended rating) (819 funds rated). **Past performance is no guarantee of future results.***

CUSIP
Class A 05588E801
Class C 05588E702
Class I 05588E603
Class Y 05588E207

Assets for the Fund
\$865,246,942

Holdings²
103

Dividend Frequency
Monthly

Morningstar Category
Large Value

Lipper Category
Equity Income Funds

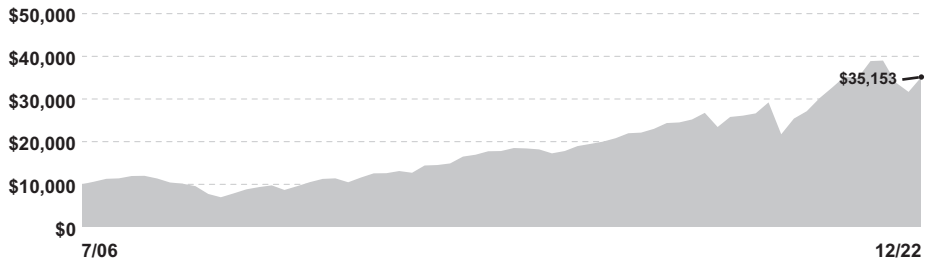
Sub-Adviser



Investment Adviser
BNY Mellon Investment Adviser, Inc.

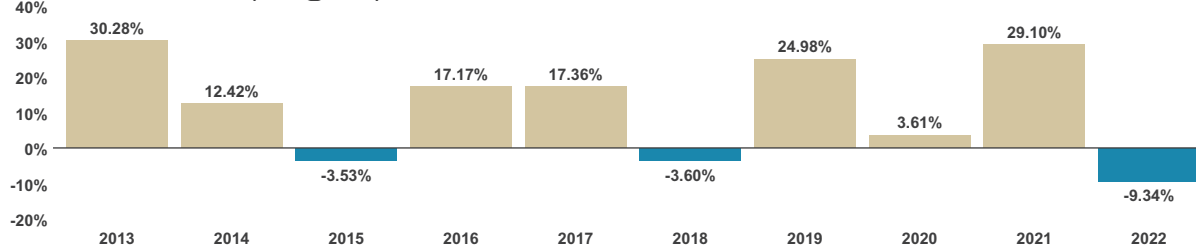
Growth of a \$10,000 Investment

A hypothetical \$10,000 investment in the fund's Class A shares on 7/5/06 would have been worth \$35,153 on 12/31/22.



This does not reflect the 5.75% maximum front-end sales load applicable to Class A shares which, if reflected, would have lowered performance. Assumes reinvestment of dividends and capital gains. Performance for the fund's other share classes would vary.

Historical Performance (CL.I @ NAV)³



Average Annual Total Returns (12/31/22)¹

Share Class/Inception Date	3 M	YTD	1 Yr	3 Yr	5 Yr	10 Yr
Class A (NAV) 07/05/06	11.02%	-9.59%	-9.59%	6.38%	7.61%	10.71%
Class A (5.75% max. load)	4.63%	-14.79%	-14.79%	4.30%	6.34%	10.06%
Class C (NAV) 07/05/06	10.87%	-10.25%	-10.25%	5.59%	6.81%	9.89%
Class C (1.00% max. CDSC)	9.87%	-11.11%	-11.11%	5.59%	6.81%	9.89%
Class I (NAV) 07/05/06	11.14%	-9.34%	-9.34%	6.64%	7.88%	11.00%
Class Y (NAV) 07/01/13	11.18%	-9.30%	-9.30%	6.68%	7.97%	11.08%
S&P 500® Index ⁴	7.56%	-18.11%	-18.11%	7.66%	9.42%	12.56%

The performance data quoted represents past performance, which is no guarantee of future results. Share price and investment return fluctuate, and an investor's shares may be worth more or less than original cost upon redemption. Current performance may be lower or higher than the performance quoted. Performance for periods less than 1 year is not annualized. Go to im.bnymellon.com for the fund's most recent month-end returns. The net expense ratio(s) reflect a contractual expense reduction agreement through 9/30/2023, without which, the returns would have been lower. Total Expense Ratios: Class A 1.06%, Class C 1.80%, Class I 0.80%, Class Y 0.75%. Net Expense Ratios: Class A 1.03%, Class C 1.78%, Class I 0.78%, Class Y 0.75%. Not all classes of shares may be available to all investors or through all broker-dealer platforms.

¹The total return performance figures for Class Y shares of the fund represent the performance of the fund's Class A shares for periods prior to 7/1/2013, the inception date for Class Y shares, and the performance of Class Y from that inception date. Performance reflects the applicable class' distribution/servicing fees since the inception date. Investors should consider, when deciding whether to purchase a particular class of shares, the investment amount, anticipated holding period and other relevant factors. ²Portfolio composition is as of 12/31/2022 and is subject to change at any time. ³Performance figures may reflect reimbursements or fee waivers, without which the performance would have been lower. ⁴Source: FactSet. The S&P 500® Index is widely regarded as the best single gauge of large-cap U.S. equities. The index includes 500 leading companies and captures approximately 80% coverage of available market capitalization. Investors cannot invest directly in any index.

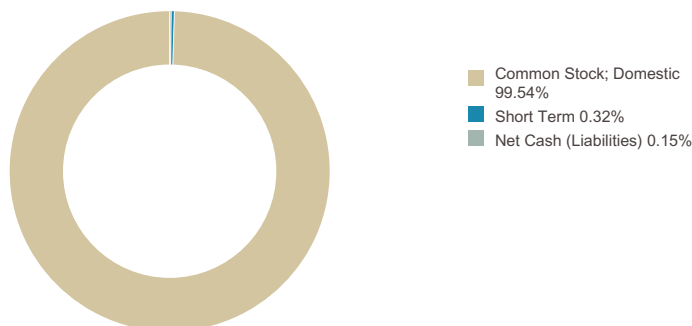
"Newton" and/or the "Newton Investment Management" brand refers to Newton Investment Management Limited. Newton is incorporated in the United Kingdom and is authorized and regulated by the Financial Conduct Authority in the conduct of investment business. Newton is registered with the U.S. Securities and Exchange Commission (SEC) as an investment adviser. Newton is a subsidiary of The Bank of New York Mellon Corporation.

Not FDIC-Insured. Not Bank-Guaranteed. May Lose Value.

BNY Mellon Equity Income Fund

Class A **DQIAX** Class C **DQICX** Class I **DQIRX** Class Y **DQIYX**

Asset Allocation¹

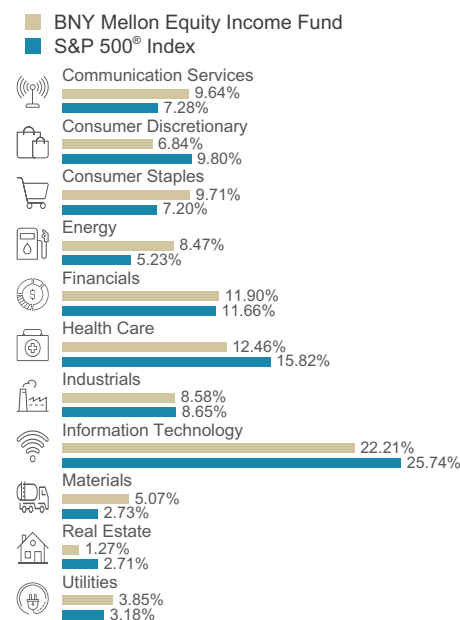


Top Ten Holdings¹

Apple	5.83%
Microsoft	5.74%
Broadcom	3.95%
AbbVie	3.55%
Philip Morris International	3.43%
Verizon Communications	2.94%
Merck & Co.	2.90%
Altria Group	2.80%
MetLife	2.73%
Bristol-Myers Squibb	2.54%

The holdings listed should not be considered recommendations to buy or sell a security. Large concentrations can increase share price volatility.

Sector Allocation^{1,2}



Goal/Approach

The fund seeks total return (consisting of capital appreciation and income). This objective may be changed by the fund's board, upon 60 days' prior notice to shareholders.

To pursue its goal, the fund normally invests at least 80% of its net assets in equity securities. The fund seeks to focus on dividend-paying stocks and other investments and investment techniques that provide income.

Portfolio Management

The fund's investment adviser is BNY Mellon Investment Adviser, Inc. (BNYM Investment Adviser), and the fund's sub-adviser is Newton Investment Management North America, LLC (Newton), an affiliate of BNYM Investment Adviser. Peter D. Goslin, CFA is the fund's primary portfolio manager, a position he has held since February 2015. Mr. Goslin is a portfolio manager at Newton.

Investors should consider the investment objectives, risks, charges and expenses of a mutual fund carefully before investing. To obtain a prospectus, or a summary prospectus, if available, that contains this and other information about a fund, contact your financial professional or visit im.bnymellon.com. Read the prospectus carefully before investing. Investors should discuss with their financial professional the eligibility requirements for Class I and Y shares, which are available only to certain eligible investors, and the historical results achieved by the fund's respective share classes.

BNY Mellon Investment Adviser, Inc., Newton Investment Management North America, LLC and BNY Mellon Securities Corporation are subsidiaries of The Bank of New York Mellon Corporation. BNY Mellon is the corporate brand of The Bank of New York Mellon Corporation.

¹Source: Morningstar. The Morningstar Rating™ for funds, or "star rating," is calculated for managed products with at least a 3-year history. It is calculated based on a Morningstar Risk-Adjusted Return measure that accounts for variation in a managed product's monthly excess performance (not including the effects of sales charges, loads and redemption fees if applicable), placing more emphasis on downward variations and rewarding consistent performance. Managed products, including open-end mutual funds, closed-end funds and exchange-traded funds, are considered a single population for comparative purposes. The top 10% of products in each product category receive 5 stars, the next 22.5% receive 4 stars, the next 35% receive 3 stars, the next 22.5% receive 2 stars, and the bottom 10% receive 1 star. The Overall Morningstar Rating for a managed product is derived from a weighted average of the performance figures associated with its 3-, 5-, and 10-year (if applicable) Morningstar Rating metrics. ©2022 Morningstar, Inc. All rights reserved. The information contained herein: (1) is proprietary to Morningstar and/or its content providers; (2) may not be copied or distributed; and (3) is not warranted to be accurate, complete, or timely. Neither Morningstar nor its content providers are responsible for any damages or losses arising from any use of this information. **Past performance is no guarantee of future results.** The fund represents a single portfolio with multiple share classes that have different expense structures. Other share classes may have achieved different results. Ratings do not reduce investment risk and are subject to change.

¹Portfolio composition is as of 12/31/2022 and is subject to change at any time. ²Source: Newton. There is no guarantee that dividend-paying companies will continue to pay, or increase, their dividend.

Risks: Equities are subject to market, market sector, market liquidity, issuer, and investment style risks, among other factors, to varying degrees. Recent market risks include pandemic risks related to COVID-19. The effects of COVID-19 have contributed to increased volatility in global markets and will likely affect certain countries, companies, industries and market sectors more dramatically than others. To the extent the fund may overweight its investments in certain countries, companies, industries or market sectors, such positions will increase the fund's exposure to risk of loss from adverse developments affecting those countries, companies, industries or sectors.

The information being provided is general information about our firm and its products and services. It should not be construed as investment advice or a recommendation with respect to any product or service and should not serve as a primary basis for investment decisions. Please consult a legal, tax or financial professional in order to determine whether an investment product or service is appropriate for a particular situation.